

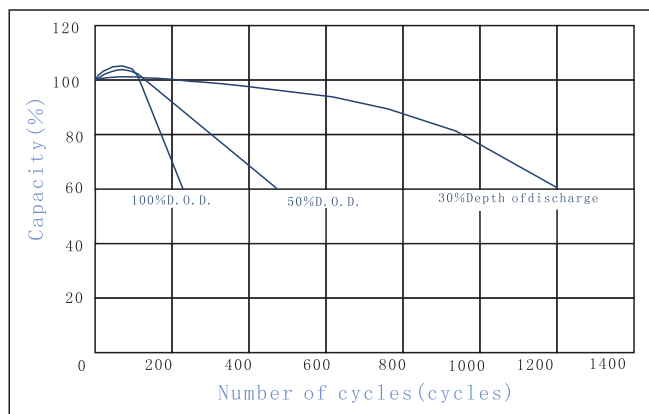


## LX1232CS 12V3.2Ah

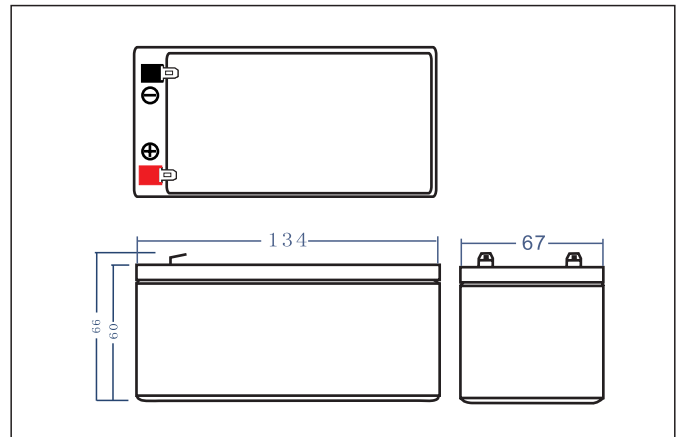
### Electrical Specification

Capacity 25°C (77° F)	20hour rate (0.16A)	3.20Ah
	27min rate (3.2A)	1.44Ah
	7min rate (9.6A)	1.12Ah
Capacity Affected by Temperature (20hour rate)	40°C (104° F)	102% <sup>134</sup>
	25°C (77° F)	100%
	0°C (32° F)	85%
Internal Resistance	full charged battery	50mΩ
	77° F (25°C)	
Self-Discharge at 25°C (77° F)	Capacity after 3month storage	91%
	Capacity after 6month storage	82%
	Capacity after 12 month storage	64%
Charge (constant Voltage)	Cycle	Initial Charging Current less than 0.96A Voltage 14.40-14.90V
	Float	Voltage 13.50-13.80V

### Cycle service life in relation to depth of discharge

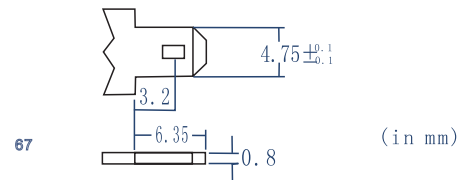


### Dimensions (mm)



### Terminal Type

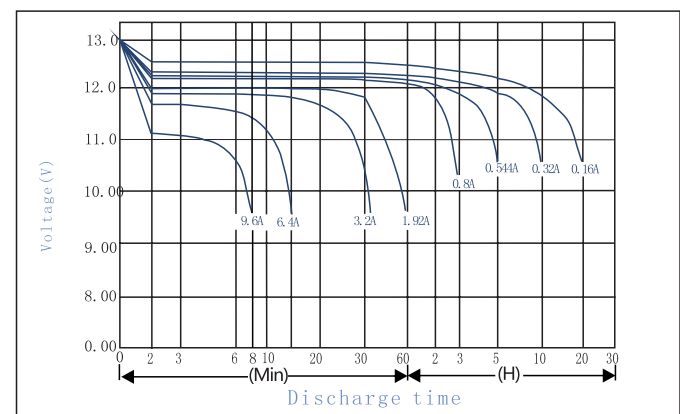
Standard Terminal  
F1 (Fasten Tab No. 187)



### Physical specification

Nominal Voltage	12V	
Nominal Capacity (20HR)	3.2AH	
Dimensions	Length	134±1mm (5.28 inches)
	Width	67±1mm (2.64 inches)
	Container Height	60±2mm (2.36 inches)
	Total height	66±2mm (2.60 inches)
Weight	Approx 1.30kg (2.86 lbs)	
Standard Terminal	F1	

### Discharge Characteristics after fully charged (25°C, 77° F)



### Constant Current (Amp) and Constant Power (watt) Discharge Table at 25°C (77° F)

time		5min	10min	15min	30min	1h	2h	3h	4h	5h	10h	20h
9.60V	A	12.35	7.81	6.19	3.43	2.11	1.16	0.84	0.67	0.57	0.30	0.17
	W	137.90	88.02	70.29	39.29	24.42	13.45	9.79	7.89	6.73	3.63	1.97
9.90V	A	11.97	7.57	6.03	3.34	2.06	1.14	0.82	0.66	0.56	0.30	0.16
	W	133.66	85.35	68.50	38.31	23.88	13.31	9.65	7.78	6.66	3.62	1.97
10.20V	A	11.42	7.24	5.80	3.25	2.02	1.13	0.81	0.65	0.55	0.30	0.16
	W	127.63	81.59	65.98	37.33	23.33	13.16	9.50	7.67	6.58	3.61	1.96
10.50V	A	10.88	6.90	5.58	3.17	1.97	1.11	0.80	0.64	0.55	0.30	0.16
	W	121.59	77.83	63.45	36.36	22.78	12.94	9.43	7.60	6.51	3.60	1.91
10.80V	A	10.28	6.50	5.26	3.05	1.91	1.08	0.78	0.63	0.53	0.29	0.16
	W	114.98	73.27	59.83	35.01	22.12	12.65	9.17	7.41	6.28	3.49	1.88