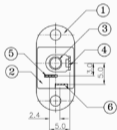
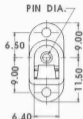
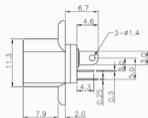


REV	ECN	DATE	DWN	APVD
-----	-----	------	-----	------



NO.	NAME	MATERIAL	FINISH	QTY
1	HOUSING	P.B.T.	BLACK	1
2	COVER	BAKELITE		1
3	CENTER PIN	COPPER	NICKEL PLATED	1
4	PIN TERM.	BRASS 0.4THK	TIN PLATED	1
5	BREAK TERM.	BRASS	TIN PLATED	1
6	BREAK TERM.	PHOS. BRONZE	TIN PLATED	1

SPECIFICATION:

CONTACT RESISTANCE : 30mΩ Max. AT AC 100mA Max. 1KHz
 INSULATION RESISTANCE : 100MΩ Min. AT 500V DC.
 RATED VOLTAGE AND CURRENT : DC 12V, 2A Max ; AC 100V, 1A Max.
 DIELECTRIC WITHSTANDING VOLTAGE : 500V AC FOR 1 MINUTE

Order Information :

$\frac{JD05}{1} - \frac{A}{2} \frac{3}{3} \frac{N}{4} \frac{1}{5} \frac{B}{6}$

1. SERIES NUMBER	JD05 : DC POWER JACK
2. CENTER PIN DIAMETER	A : 2.5mm C : 2.0mm
3. SCHEMATIC OPTION	3 : 3PINS
4. CENTER PIN PLATING	N : NICKEL PLATED
5. INSULATOR COLOR	1 : BLACK
6. INSULATOR MATERIAL	B : PBT
7. SPECIAL OPTION	000 : STANDARD TYPE
8. GREEN PRODUCT	BLANK : NOT GREEN PRODUCT R : RoHS

維鼎股份有限公司

GENERAL TOLERANCE
± 0.3
ANGLE TOLERANCE ± 1°
RADIUS ± 0.25
HOLE ± 0.15

DRAWN: JEAN
CHECKED: HENRY
APPROVED: HENRY

DATE: 10 - 25 - 2005
DATE: 11 - 02 - 2005
DATE: 11 - 02 - 2005

DRAWING NO. JD05-X3N1B
TITLE: DC POWER JACK
PART NO. JD05-X3N1B

C11010
REV: A.0

SIZE: A4
UNIT: mm
SCALE: 2/1
SHEET: 1 OF 1